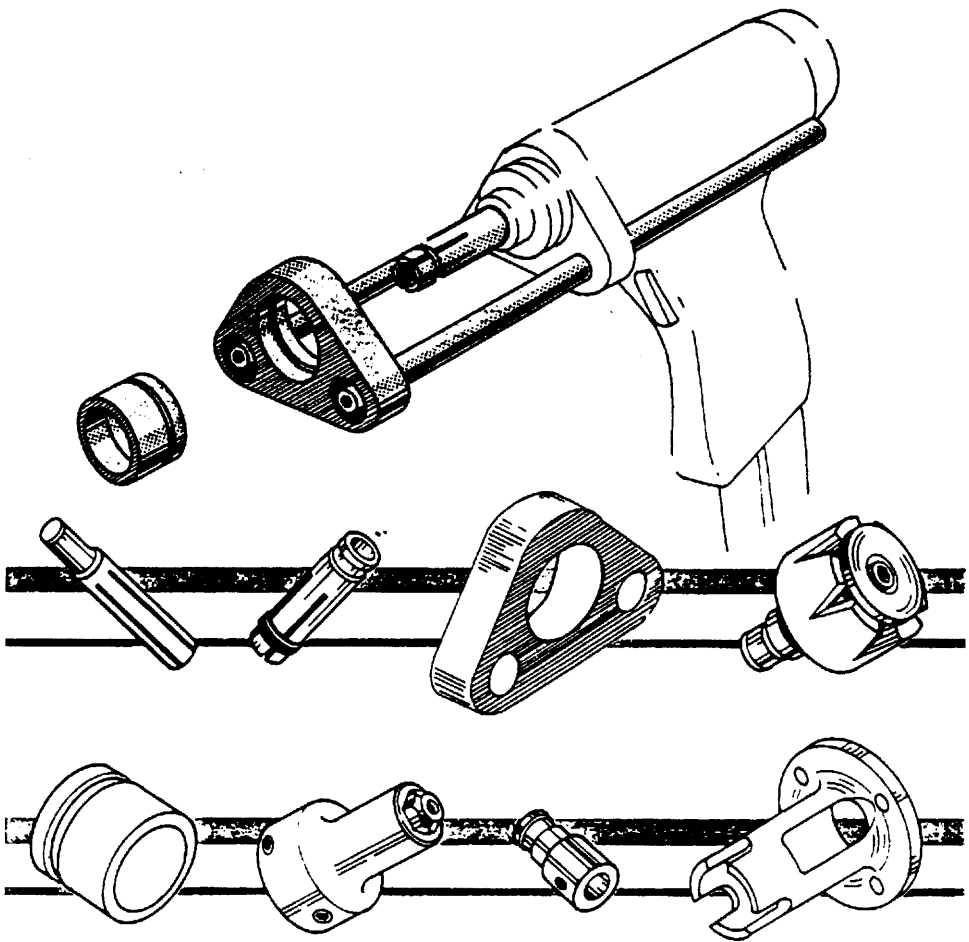


CD

STUD WELDING ACCESSORIES



Specification Guide

INDUSTRIAL COMPONENTS-AR, LLC


Distributors of Stud Welded Fasteners, Equipment & Accessories

P.O. Box 22407, Little Rock, AR 72221

Bus: (501) 379-8760 Fax: (501) 379-8759 Toll Free: (877) 863-8955

COLLET INSERTS

For weld pins.



STUD DIA. X DEPTH	PART NO.
14 GA x 1/2	039-486
14 GA x 13/16	039-485
14 GA x 1"	039-487
14 GA x THRU	039-484
12 GA x 1/2	039-490
12 GA x 13/16	039-491
12 GA x 1"	029-477
12 GA x THRU	039-488
10 GA x 1/2	039-496
10 GA x 13/16	039-495
10 GA x 1"	029-478
10 GA x THRU	039-494

COLLET INSERTS


For acoustical hanger studs.



STUD DIA. X DEPTH	PART NO.
.168 x 7/8	033-751
.214 x 7/8	039-555

COLLET INSERTS

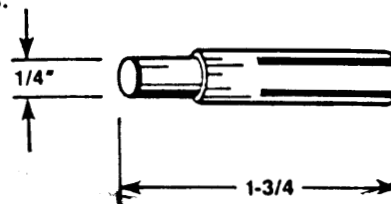
For annular ring navy studs.



STUD DIA. X DEPTH	PART NO.
3/16 x 1/2	039-556
3/16 x 1"	033-752
3/16 x 1-1/4	039-557

COLLET INSERTS

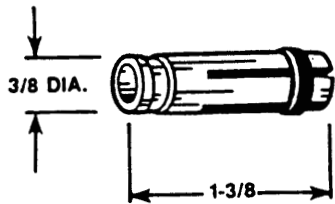
For studs.



STUD DIA. X DEPTH	PART NO.
#4 x 1/4	039-529
#4 x 3/8	048-446
#4 x 1/2	039-531
#4 x 1"	039-532
1/8 or #5 x 1/4	039-498
1/8 or #5 x 3/8	039-501
1/8 or #5 x 1/2	039-499
1/8 or #5 x 1"	039-500
#6 x 1/4	039-502
#6 x 3/8	039-538
#6 x 1/2	039-503
#6 x 1"	039-550
#8 x 1/4	039-506
#8 x 3/8	039-508
#8 x 1/2	039-507
#8 x 1"	039-552
3/16 or #10 x 1/4	039-510
3/16 or #10 x 3/8	039-511
3/16 or #10 x 1/2	039-512
3/16 or #10 x 3/4	039-535
3/16 or #10 x 1"	039-514
1/4 x 1/4	039-516
1/4 x 3/8	039-327
1/4 x 1/2	046-136
1/4 x 3/4	039-520
1/4 x 1"	039-519
5/16 x 1/2	039-521
5/16 x 3/4	039-522
5/16 x 1"	039-524
3/8 x 1/2	039-525
3/8 x 3/4	039-526
3/8 x 1"	039-528

CD STUD WELDING ACCESSORIES **"B" COLLETS**

"B" COLLETS



STUD DIA.			PART NO.
14 GA			001-807
		#2	039-423
	3/32	#3	003-627
12 GA		#4	028-870
	1/8	#5	003-558
10 GA		#6	003-631
	.141		033-975
9 GA			046-107
	5/32		001-806
	.161	#8	003-633
	3/16	#10	010-011
	.215	#12	048-397
	1/4		003-635
	.273		046-994
	5/16		036-622
	3/8		033-976
"O"-Rings-(2) Req'd. (for collets up to 1/4")			023-172

"B" STOPS



STUD DIA	STUD LENGTH	PART NO.
14 GA or 3/32		NONE
12 GA or #4 10 GA or #6 #8	1/4	033-781
	3/8	033-782
	1/2	033-783
	5/8	033-784
	3/4	033-785
3/16 or #10 .242 1/4 5/16	1/4	033-770
	3/8	033-771
	1/2	033-772
	5/8	033-773
	3/4	033-774
ALL SIZES	7/8	033-775
	1"	033-776
	1-1/8	033-777
	1-1/4	033-778
	1-3/8	033-779
UNIVERSAL "B" STOP		033-780

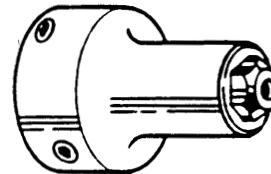
"B" COLLETS

For acoustical hanger stud.



STUD DIA.	PART NO.
.168	047-972
.214	047-974
(No stops required for these collets)	

"B" COLLET PROTECTOR




STUD DIA.	PART NO.
14 GA & 12 GA Ass'y.	028-837
10 GA Ass'y.	028-838
Body	028-836
12 GA Insert	028-834
10 GA Insert	028-835
Body Screws	016-382

GUN SHAFT INTERNAL STOPS & HOLDER

These stops are used with "THRU" Collet Inserts and "B" Collets for long length weld pins or studs. These stops are held in place inside the ID of the CD gun shaft with a stop holder and requires partial disassembly of the gun for installation. These stops can be installed by special order when purchasing a CD gun or can be installed in the field.

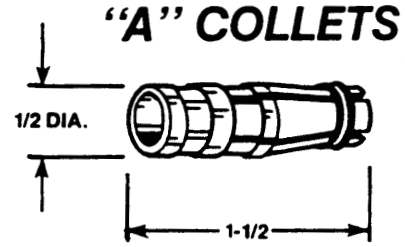
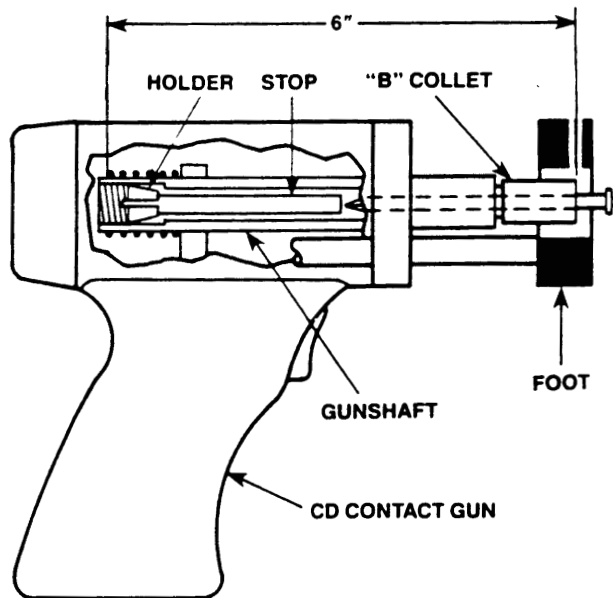


Holder



Stop

STOP DIA. X DEPTH	PART NO.
1/4 x 1/2	036-549
1/4 x 1"	037-829
1/4 x 1-1/2	037-000
1/4 x 2"	044-310
1/4 x 2-1/2	037-002
1/4 x 3"	037-003
STOP HOLDER	033-680



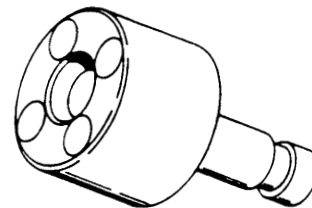
"A" STOPS



"A" collets and stops for production welding equipment with 1/2" ID gun shafts are available.

ONE PIECE CONTACT/MAGNETIC CUP HEAD CHUCK

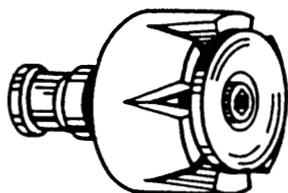
For welding mild steel Cup Head Pins with CD contact gun.



CUP HEAD SIZE	PART NO.
CS & CL	039-613

STANDARD CONTACT/MAGNETIC CUP HEAD CHUCK

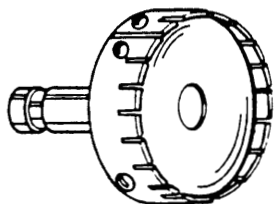
For welding Mild Steel Cup Head Pins with CD Contact Gun.



CUP HEAD SIZE	PART NO.
CS & CL Ass'y.	035-301
Magnet	017-633
Shank	039-608
Conductor Plate	029-615
Insulating Tube	039-609
Insulating Disc	039-610
Screw	016-378
Lock Washer	036-130

CONTACT/NON-MAGNETIC CUP HEAD CHUCK

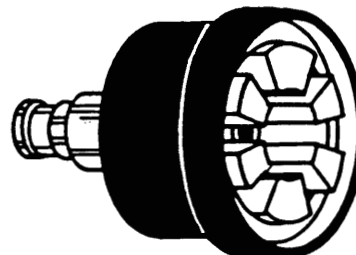
For welding stainless steel Cup Head Pins with CD contact gun.



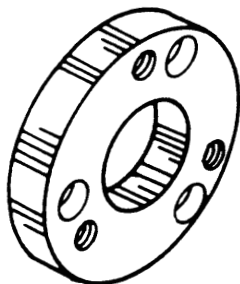
CUP HEAD SIZE	PART NO.
CS Ass'y.	039-621
Plate	039-627
Shank	039-632
Tines	039-630
Tines Screw	034-189
CL Ass'y.	039-618
Plate	039-626
Shank	039-632
Tines	039-629
Tines Screw	034-189

DRAWN ARC/MAGNETIC CUP HEAD CHUCK

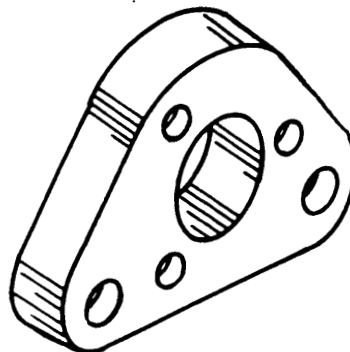
For welding mild steel Cup Head Pins with CD drawn ARC gun & system.



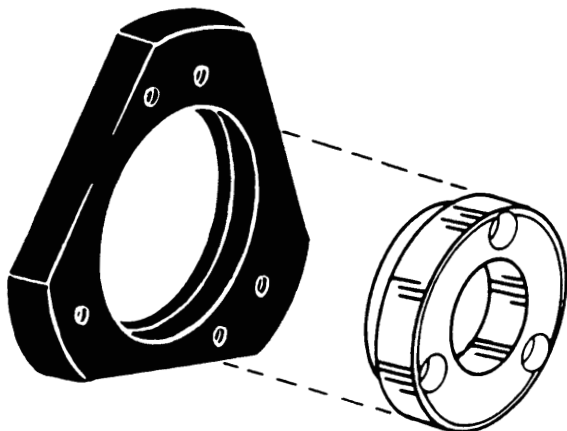
CUP HEAD SIZE	PART NO.
CS x 3/8" Ass'y.	039-585
CS x 1/2" Ass'y.	039-586
CS x 5/8" Ass'y.	039-587
CS x 3/4" Ass'y.	039-596
CS x 7/8" Ass'y.	033-753
CS x 1" Ass'y.	039-597
CL x 3/8" Ass'y.	039-598
CL x 1/2" Ass'y.	039-599
CL x 5/8" Ass'y.	039-600
CL x 3/4" Ass'y.	039-601
CL x 7/8" Ass'y.	039-602
CL x 1" Ass'y.	039-603
CS Plastic Cup	039-604
CL Plastic Cup	033-754
Shank for 3/8"	033-755
Shank for 1/2"	039-605
Shank for 5/8"	039-606
Shank for 3/4"	039-607
Shank for 7/8"	039-608
Shank for 1"	033-756
Magnet	017-633
Screw	016-378
Lock Washer	036-130

ROUND FACEPLATE

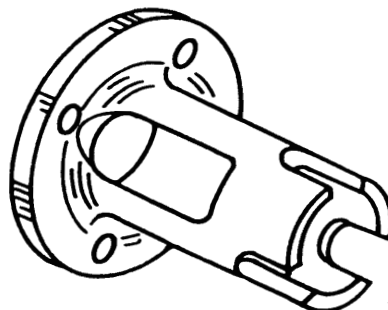
ITEM	PART NO.
Faceplate	033-722
Mounting Screw (all Faceplates)	018-181

**STANDARD ADJUSTABLE
FACEPLATE**

ITEM	PART NO.
Faceplate	033-665

TRIPOD FACEPLATE

ITEM	PART NO.
Base	033-724
Retainer	033-723
Compression Ring (not shown)	039-837

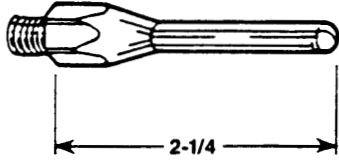
**TEMPLATE ADAPTOR
FACEPLATE**

TEMPLATE I.D.	PART NO.
1" Dia.	039-839
1-1/4 Dia.	039-840

Template Adaptors are used when precise locating or positioning of the CD stud is required. The above two are standard, however, template adaptors for welding studs at an angle or to complex shapes for example can be developed on a special order basis.


CD STUD WELDING ACCESSORIES **LEGS & SPARK SHIELDS**

BLUNT LEG



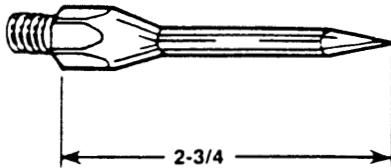
ITEM	PART NO.
Blunt Leg	033-760

**STANDARD
ADJUSTABLE LEGS**



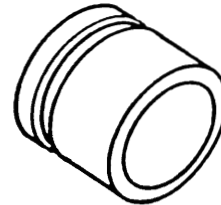
LENGTH	PART NO.
7"	033-757
12"	033-758
Leg Washer	034-281
Leg Screw	016-378

POINTED LEG



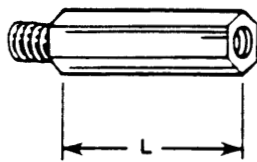
ITEM	PART NO.
Pointed Leg	033-759

**STANDARD
SPARK SHIELD**



STUD RANGE	PART NO.
14 GA to #6	033-764
#8 to 7/16	033-765

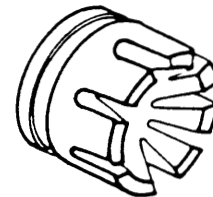
LEG EXTENDER



LENGTH	PART NO.
1/2	033-761
1"	033-762
1-1/2	033-763

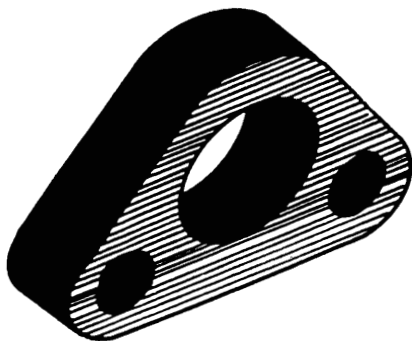
**DEEP VENTED
SPARK SHIELD**

For heavy-duty weld pins.




STUD RANGE	PART NO.
14 GA to 10 GA	033-769

**STANDARD
ADJUSTABLE FOOT**



ITEM	PART NO.
Foot	028-833

**SPLIT
ADJUSTABLE FOOT**

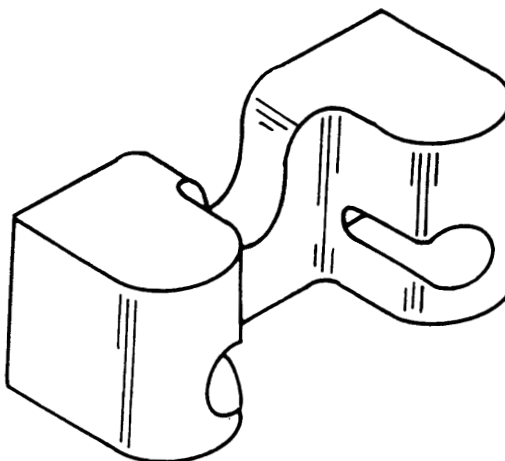


ITEM	PART NO.
Foot	039-848

**GAS
ADAPTOR FOOT**

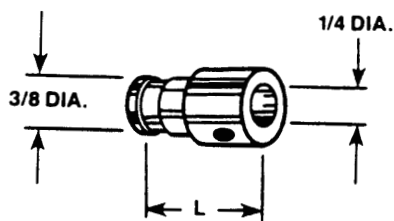
ITEM	PART NO.
Foot Ass'y. (Not Shown)	040-318

**CORRUGATED
FOOT**



ITEM	PART NO.
Foot	039-849

B-CI ADAPTORS

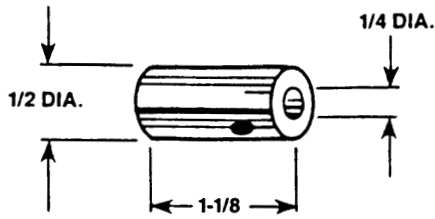


LENGTH	PART NO.
7/8	044-082
7/8 Drilled thru	033-747
1-9/16	033-746

Other lengths are available on a special order basis. Longer lengths are used as Collet Insert Extensions.

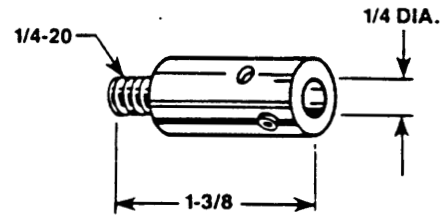
CD STUD WELDING ACCESSORIES **COLLET ADAPTORS**

A-CI ADAPTOR



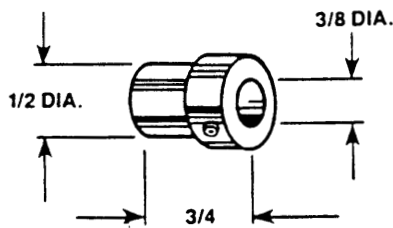
ITEM	PART NO.
A-CI Adaptor	039-466

K-CI ADAPTOR



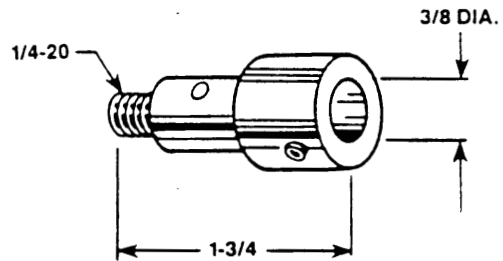
ITEM	PART NO.
K-CI Adaptor	033-749

A-B ADAPTOR



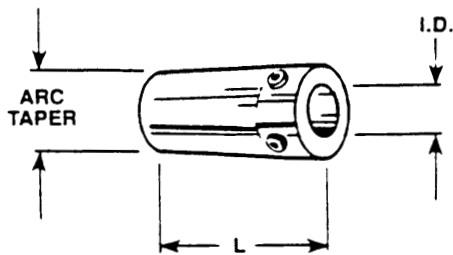
ITEM	PART NO.
A-B Adaptor	039-467

K-B ADAPTOR



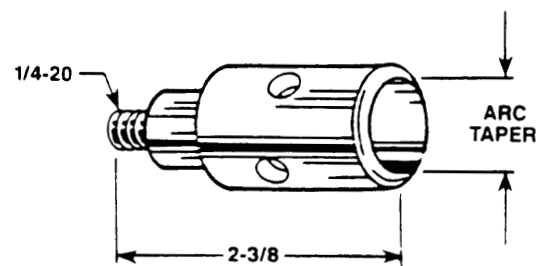
ITEM	PART NO.
K-B Adaptor	039-464

N-__ ADAPTORS



ITEM	I.D.	LENGTH	PART NO.
N-CI	1/4	1-3/8	044-084
N-B	3/8	1-3/8	044-083
N-A	1/2	1-3/4	039-471
B-N	(B Collet to ARC Chuck)		033-748

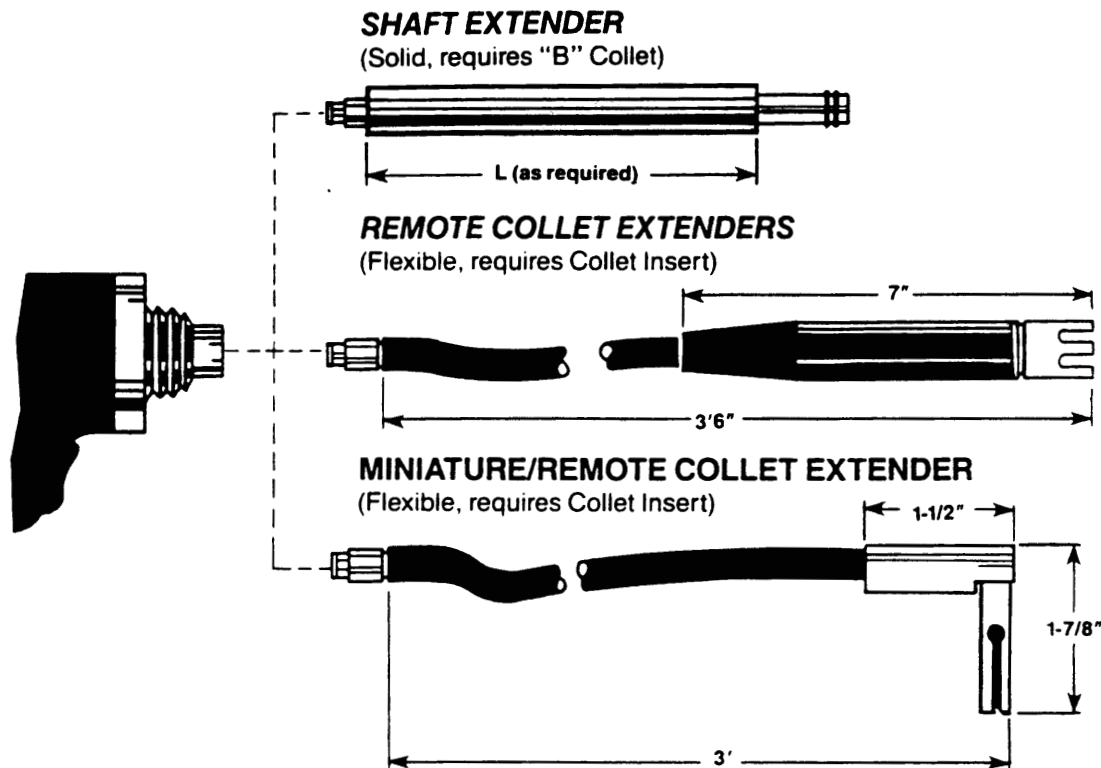
K-N ADAPTOR



ITEM	PART NO.
K-N Adaptor	033-750

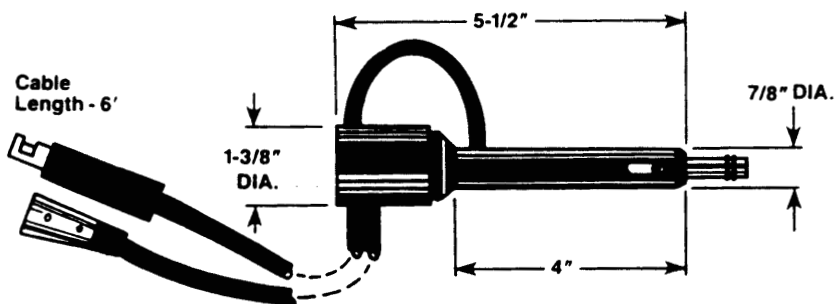
COLLET EXTENDERS

Collet Extenders allow the collet to be used in special applications where the standard CD gun is too large to be positioned in the welding area. There are a variety of collet extenders available with the three most common being shown below. These extenders fasten into the end of the CD gunshaft. The remote extenders are held in place with one hand while triggering the gun with the other hand, or by a second operator.



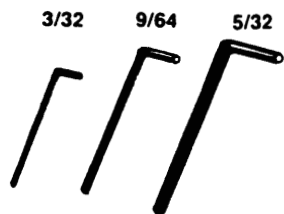
SLIM-LINE CD GUN

The Slim-Line Gun is another form of collet extender, and if able to be used in an application, is preferable above the others. The reason for this is that the Slim-Line Gun is a fully self-contained, self-triggering CD weld gun. This gun plugs directly into the welder and requires a "B" Collet. To operate, load the stud into the collet, locate the gun in place, and then press the stud against the base material and the weld will take place automatically.

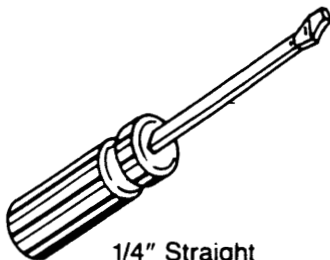


The CD stud welding accessories shown in this booklet allow the CD Contact Gun to be "set-up" to weld a wide variety of different types and sizes of CD studs with a minimal amount of time required for change-over. Several typical set-ups are shown below for reference. Final adjustments necessary for the gun and welder are explained in the welder operation manual.

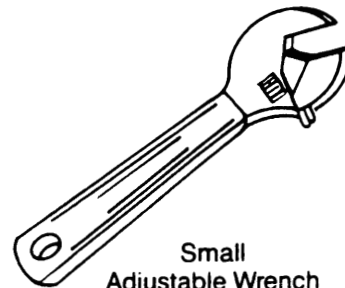
TOOLS REQUIRED



Allen Wrenches



1/4" Straight
Blade Screwdriver

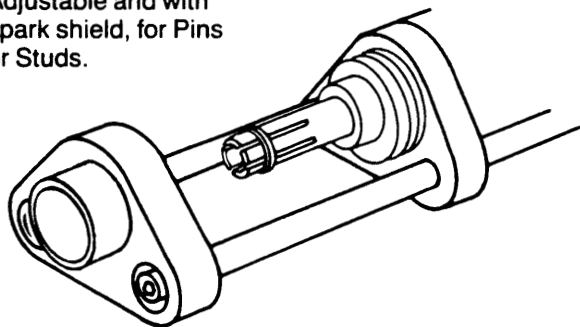


Small
Adjustable Wrench

SET-UPS

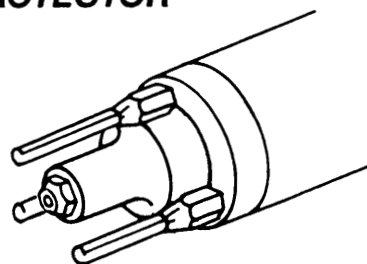
STANDARD

Adjustable and with spark shield, for Pins or Studs.



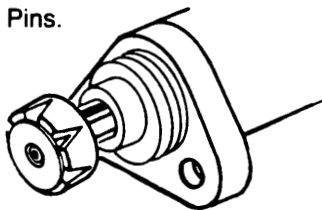
COLLET PROTECTOR

Fixed, for Pins.



CUP HEAD CHUCK

For all size Cup Head Pins.



TEMPLATE ADAPTOR

For precise location of studs.

